

SA13: ALB+TP



PN : 900-213

For Veterinary In Vitro Diagnostic Use Only

Rev : D

1. Intended Use

The skyla ALB/TP single assay cartridge used with skyla Analyzer, is intended to be used for the quantitative determination of Albumin (ALB) and Total Protein (TP) in animal plasma or serum. The calculated values of Globulin (GLOB) and Albumin/Globulin Ratio (A/G Ratio) can then be obtained.

2. Principles

The skyla ALB/TP single assay cartridge contains dried reagents. The user only needs to put the cartridges on the single assay carrier, injects the diluted specimens into the sample ports of the cartridges, and then places the carrier into the analyzer. The test will be done automatically within 10 minutes. For the detail description of disc, please refer to “skyla Analyzer Operator’s Manual”.

Clinical Significance:

Albumin (ALB): ALB is one of the indicators for kidney function, liver function and dehydration.

Total Protein (TP): TP is an indicator for function of liver synthesis and the degree of protein-losing caused by kidney diseases.

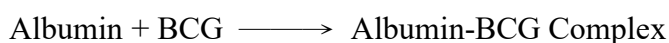
Globulin (GLOB): GLOB is calculated from TP and ALB and it is used to assess liver function.

Albumin/Globulin Ratio (A/G Ratio): The A/G Ratio is the ALB and GLOB ratio. It is used to assess liver function.

Method:

ALB

ALB is determined through the endpoint chemical reaction method. When ALB is binding to Bromocresol Green (BCG), it forms a yellow-green complex. The absorbance at a wavelength of 600 nm can be measured. The amount of ALB in the sample is proportional to the bound ALB.



TP

TP is determined by the Biuret method. The peptide bonds of the protein react with copper ions in an alkaline environment and form a purple compound. The color development is proportional to the original TP concentration and is measured at a wavelength of 546 nm.



Reagents

Major Composition:

Composition	Quantity/Panel
Bromocresol Green	5.4 µg
Copper Sulphate	0.142 mg
Sodium hydroxide	0.12 mg

Reagent Storage:

- The cartridge should be stored at 2~8°C.
- The expiry date of the reagent is printed on the outside of the sealed pouch of cartridge. Do not use if the cartridge has expired.

3. Specimen Collection and Preparation

Specimen Collection:

- Specimens suitable for skyla ALB/TP single assay cartridge include lithium heparinized plasma, serum and quality control materials. The plasma or serum sample requirement is 50 µL.
- If applicable, local regulatory or standard operating procedures of your organization should be followed for the collection, preservation and handling of specimens.

Note:

- 1. The centrifugation of whole blood sample should be done within 2 hours (at room temperature) in order to prevent cellulose precipitation in the blood.**
- 2. Do not use specimens containing other coagulants. That would cause an incorrect test results.**

Specimen Preparation:

- Before applying a sample to the cartridge, the specimen should be diluted with diluent. Please use the 50 µL pipette to transfer the 50 µL specimen (plasma or serum) into the specified SingleAssay Dilution Tube. (skyla Product Code: 110-940)
- After injecting the specimen, close the cap tightly and invert it 10 times to thoroughly mix

the solution.

Note:

1. **Once the diluent spilled out from the dilution tube during handling or the insufficient liquid was observed, please don't use that dilution tube and change the new one.**
2. **Perform testing within 10 minutes after applying the sample to the cartridge (at room temperature).**

For further information in specimen collection and preparation, please refer to “skyla Analyzer Operator’s Manual”.

4. Test Procedures

Test Conditions:

Test should be carried out in an environment with temperatures of 10°C~32°C. Each test will take about 10 minutes. During the test, chamber in the analyzer keeps the temperature at 37°C for stable assay.

Test Steps:

1. Open the aluminum pouch and take the single assay cartridge out from the pouch.
2. Put the cartridge into a slot on the single assay carrier. (The single assay carrier can hold a maximum of three single assay cartridges.)
3. Put the dummy cartridges into other unused slots on the single assay carrier.
4. Use the 50 µL pipette to transfer the diluted specimen from the dilution tube to the single assay cartridge **twice**, totally 100 µL of the diluted specimen should be loaded into the sample port on the cartridge through 2 loads.
5. Use a lint-free tissue to clean any sample spilled on the outside of the single assay cartridge.
6. Press the “start” button on the screen to initiate testing.
7. Place the single assay carrier on the analyzer drawer, and press the “ok” button on the screen to analysis.

Note:

1. **To avoid errors in the system when reading data, never use a used single assay cartridge as a dummy cartridge.**
2. **To operate the cartridge or instrument, please wear lab gloves and other protective**

gear to avoid contamination by specimen.

3. The used cartridges, tips, tissues should be discarded as biomedical waste, and treated according to the local legal requirements.
4. Testing should be performed within 20 minutes after the pouch is opened.
5. Avoid placing unopened reagent discs in places higher than 25°C (77°F) for more than 48 hours.
6. If the cartridge or its package is damaged or is over the expiry date, do not use it.

For details on the operating steps and instrument settings, please refer to “skyla Analyzer Operator’s Manual”.

5. Calibration

The barcode on every manufactured cartridge contains all information required for calibration of the test items. The analyzer will automatically read the barcode information during testing.

6. Quality Control

- Please refer to the instruction manual for the preparation and use of quality control materials. For discrepancy results, a confirmatory test is suggested to be carried out with the automated laboratory analyzer, or to contact our technical support.
- External quality control materials can be used for the accuracy check of skyla system. The recommended frequency of QC testing is as follow, otherwise please follow local legal requirements or the standard operating procedures of your organization.
 - At least every 30 days.
 - Before a new batch of reagents is used for testing.
 - When the analyzer was moved or the operating environment significantly changed.

7. Reference interval

The table below shows the reference interval for each test item. It is recommended that every laboratory or test site should establish its own reference interval from its patient population.

Test Item		Reference Interval		Reference Interval (SI Unit)	
ALB	Canine	2.6-4.6	g/dL	26-46	g/L
	Feline	2.5-4.6	g/dL	25-46	g/L
TP	Canine	5.2-8.2	g/dL	52-82	g/L

Test Item	Reference Interval		Reference Interval (SI Unit)	
Feline	5.7-8.9	g/dL	57-89	g/L

8. Limitation

Physiological interferences in blood include hemolysis, icterus, and lipemia. For every test item, 2 levels of serum pool, supplemented with known concentrations of the endogenous substances, were used for the testing. Significant interference is defined as a >20% shift in the test result.

Test Item	Substance concentration with interferences of less than 20%			
	Hemoglobin	Bilirubin (unconjugated)	Bilirubin (conjugated)	Intralipid
ALB	600 mg/dL	46.7 mg/dL	48.4 mg/dL	0.4%
TP	600 mg/dL	46.7 mg/dL	48.4 mg/dL	0.4%

9. Performance Characteristics

Dynamic range:





The dynamic range for each test item is as follows.







Test Item	Dynamic Range		Dynamic Range (SI Unit)	
ALB	1.0-6.0	g/dL	10-60	g/L
TP	1.5-10.0	g/dL	15-100	g/L

Method Comparison:

SIMENS ADVIA 1800 was used as comparative method in the study. The tests were performed with identical clinical samples for the comparison.

Marker		R ²	Slope	Intercept	Sample No.	Sample Range
ALB	Canine	0.9879	1.0561	-0.1249	24	2.2-3.4 g/dL
	Feline	0.9632	1.0000	0.0000	36	1.7-4.1 g/dL
TP	Canine	0.9992	1.0000	0.0000	30	4.3-8.2 g/dL
	Feline	0.9767	1.0000	0.0000	30	4.5-9.2 g/dL

Symbol Index			
	Catalogue number		Consult instruction for use
	Batch code		Use by

	Manufacturer		CE mark
	Temperature limitation		Caution
	Do not reuse		Sufficient for

Supplier : SKYLA CORPORATION HSINCHU SCIENCE PARK BRANCH
Address : 1F, No.8, Dusing Rd., Hsinchu Science Park, East Dist., Hsinchu City, Taiwan
Customer service/
Technical support : +886-3-611-8511
Website : www.skyla.com

Issue Date: 2016/3/15
Revise Date: 2020/08/21
P/N: 7B25000295HD